Year 6 - Multiplying a Mixed Number by a Whole Number — Lesson Guide

Step 1

$2\frac{1}{2} \times 8 =$ ☐



First, we circle the multiplication sign so we know to multiply.

Step 2

$2\frac{1}{2} \times 8 =$ ☐



Remember: Multiply both the whole-number part and the fractional part. Add the two products.

We split 2 1/2 into its whole-number part, 2, and its fractional part, 1/2. Multiplying the whole amount by 8 means multiplying both parts by 8, then adding the two products.

Step 3

$2\frac{1}{2} \times 8 =$ ☐

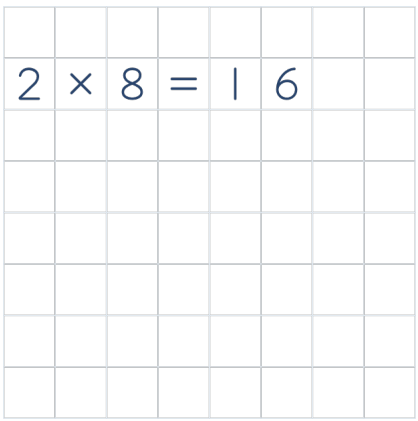

First, we multiply the whole-number part. 2 × 8 = 16.

Step 4

$2\frac{1}{2} \times 8 =$ ☐



Find 8 lots of 1 half. 1 × 8 = 8, so write 8 above the fraction line. Keep 2 as the denominator. The parts are still halves.

Step 5

$2\frac{1}{2} \times 8 =$ ☐



Remember: Count the wholes in 8 halves before adding the two products.

Read 8/2 as 8 halves. 2 halves make one whole, so 8 halves make 4 wholes. Add the fractional product to 16. Write 20 as the product.

Step 6

$2\frac{1}{2} \times 8 =$ **20**



The product is 20. Copy 20 into the answer box. Make sure you copy the answer correctly.